

ALK Analyte Control^{DR}

NEW

With WT ALK, EML4-ALK and NPM-ALK positive cell lines the new ALK Analyte Control^{DR} allows the laboratory to control for ALK assays used in lung and lymphoma. More importantly it demonstrates the appropriate sensitivity.

Available in packs of 2 or 5 pre-cut slides and microarray blocks.

Product Name	Format	Code
ALK Analyte Control ^{DR} - Four cores: <ul style="list-style-type: none">• negative• positive for WT ALK• positive for EML4-ALK• positive for NPM-ALK	Slide (2)	HLC053
	Slide (5)	HLC054
	Block	HLC055

Breast Adenocarcinoma **A**



Glioblastoma **B**



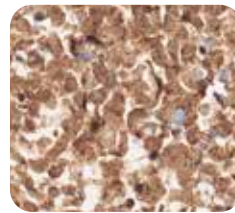
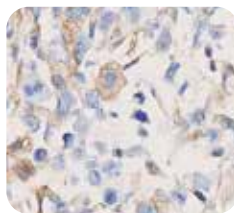
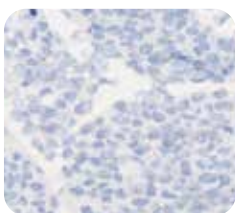
Lung Adenocarcinoma **C**



Anaplastic large cell lymphoma **D**



Roche/Ventana
Anti-ALK (D5F3)
Rabbit Monoclonal
Primary Antibody



Roche/Ventana
Anti-ALK (ALK01)
Mouse Monoclonal
Primary Antibody

Same slide controls are important to maintain quality in your laboratory.

We make it standardised and cost efficient.

For more information or a FREE sample*

email: info@histocyte.com

Phone: +44(0)191 603 1007

www.HistoCyte.com

*Subject to availability

HistoCyte
laboratories

Distributed by Abacus dx

1800 ABACUS (AUS) 0800 222 170 (NZ) | info@abacusdx.com | www.abacusdx.com

abacus dx